

GENDER PAY

All companies with a headcount of 250 or more employees must report annually how they pay men and women. This report is based on Sanctuary's pay and bonus data as at the snapshot date of 5 April 2018.

Gender pay looks at the difference between average male and female earnings across a group of workers, regardless of the role they are in, expressed as a percentage of male earnings.

Gender pay is different from equal pay. Equal pay looks at ensuring everyone, regardless of gender, is paid the same for the same work. Sanctuary Group has robust processes in place to ensure that men and women are paid equally for doing equivalent roles. This includes regular reviews of pay levels across the organisation.

HOW TO INTERPRET OUR GENDER PAY REPORT

You will see on pages 2 and 3 that there are five pie charts displayed for each of Sanctuary's legal entities. The first pie chart reflects the gender of total full pay relevant employees and the following four pie charts show the gender at the respective quartiles of pay, so the first quartile includes lowest paid staff and the fourth quartile includes the highest paid staff.

A positive value reflects the percentage that men are paid more than women. For example, if a gender pay gap is given as 6.4 per cent, this means that, on average, men earn 6.4 per cent more than women. A negative value reflects the percentage that women are paid more than men. For example, if a gender pay gap is given as -6.4 per cent, this means that, on average, women earn 6.4 per cent more than men. The higher the number, the larger the gender pay gap.

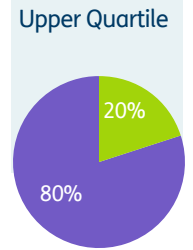
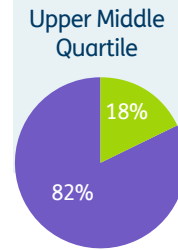
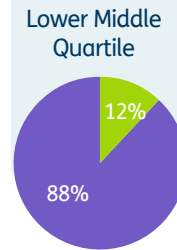
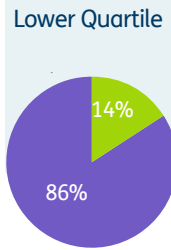
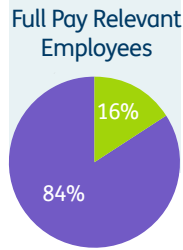
The mean is the total number added together divided by the number of people in the legal entity. The median is the central value if all the values were arranged in order.

OUR LEGAL ENTITIES

Sanctuary has eight legal entities which employ over 250 people. Sanctuary's legal entities do not always correspond with the brands or operations that our customers and staff would know. To aid understanding of the statistics, the below table describes who works in each entity. The numbers included are full pay relevant employees.

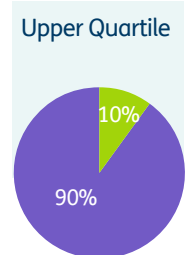
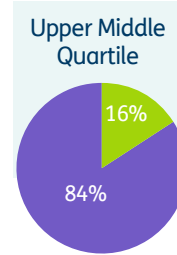
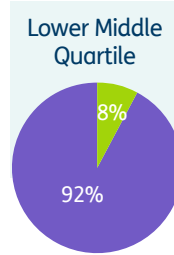
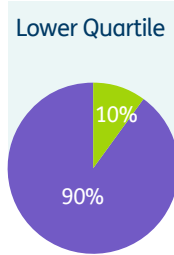
Legal entity	Staff	Women	Men
Sanctuary Care Limited	3,581 staff who work in our care homes and supporting services	3,014	567
Sanctuary Care Property (1) Limited	518 staff who work in our care homes and supporting services	461	57
Sanctuary Care (North) Limited	1,498 staff who work in our care homes and supporting services	1,261	237
Sanctuary Home Care Limited	1,281 staff who provide care in older people's homes and in some of our Extra Care schemes	1,044	237
Sanctuary Housing Association	2,099 staff who work for Sanctuary's corporate centre including HR, finance, technology, procurement and communications as well as the staff who work in our supported living schemes	1,324	775
Sanctuary Housing Services Limited	937 staff who serve our social housing customers in roles such as housing officers and customer service advisers	670	267
Sanctuary Maintenance Contractors Limited	1,350 staff who work as maintenance operatives, gas engineers, cleaners and facility managers	210	1,140
Sanctuary Management Services Limited	252 staff who work in our student and key worker accommodation	148	104

SANCTUARY CARE LIMITED



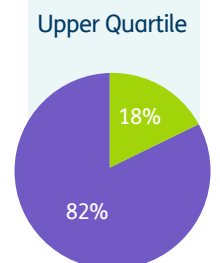
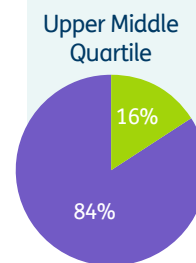
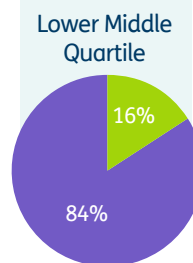
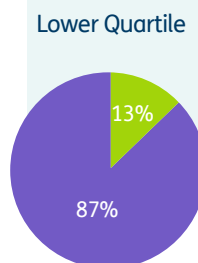
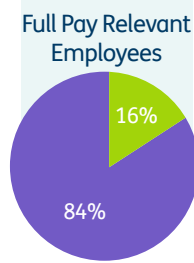
	Pay Gap (Mean)	Pay Gap (Median)	Bonus Gap (Mean)	Bonus Gap (Median)	Proportion Receiving Bonus Pay
Sanctuary Care Limited Total	4.9%	3.2%	72.9%	93.5%	0.7% (Female: 0.7%; Male: 0.6%)

SANCTUARY CARE PROPERTY (1) LIMITED



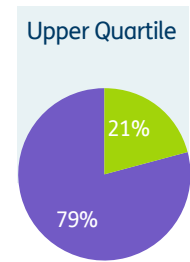
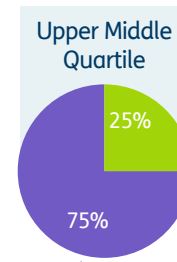
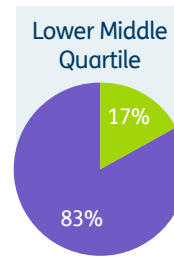
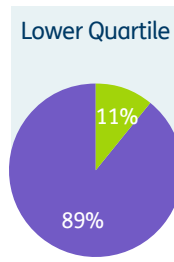
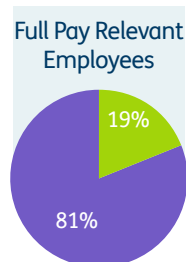
	Pay Gap (Mean)	Pay Gap (Median)	Bonus Gap (Mean)	Bonus Gap (Median)	Proportion Receiving Bonus Pay
Sanctuary Care Property (1) Limited Total	4.7%	5.2%	-100.0%	-100.0%	0.7% (Female: 0.8%; Male: 0.0%)

SANCTUARY CARE (NORTH) LIMITED



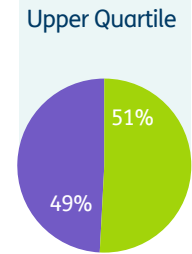
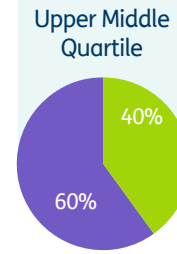
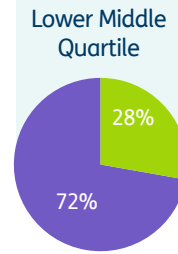
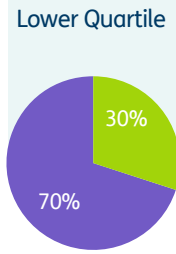
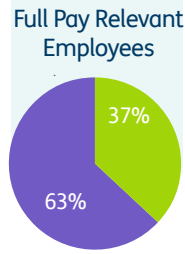
	Pay Gap (Mean)	Pay Gap (Median)	Bonus Gap (Mean)	Bonus Gap (Median)	Proportion Receiving Bonus Pay
Sanctuary Care (North) Limited Total	-1.4%	3.0%	0.0%	0.0%	0.2% (Female: 0.1%; Male: 0.3%)

SANCTUARY HOME CARE LIMITED



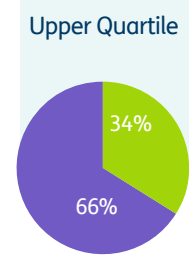
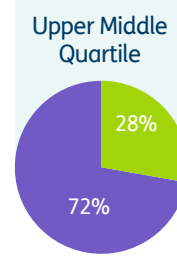
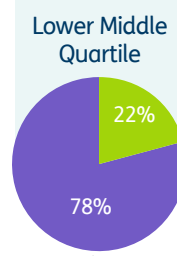
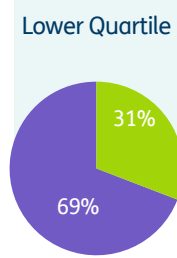
	Pay Gap (Mean)	Pay Gap (Median)	Bonus Gap (Mean)	Bonus Gap (Median)	Proportion Receiving Bonus Pay
Sanctuary Home Care Limited Total	4.5%	4.4%	47.6%	-20.0%	0.5% (Female: 0.3%; Male: 1.5%)

SANCTUARY HOUSING ASSOCIATION



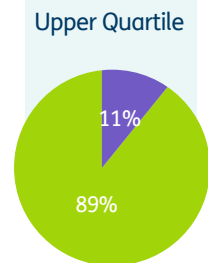
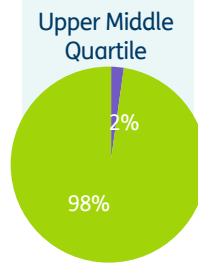
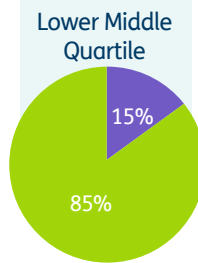
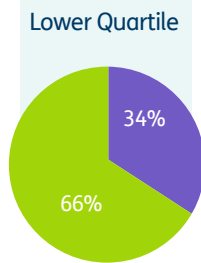
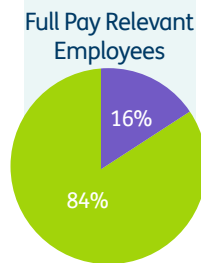
	Pay Gap (Mean)	Pay Gap (Median)	Bonus Gap (Mean)	Bonus Gap (Median)	Proportion Receiving Bonus Pay
Sanctuary Housing Association Total	20.6%	20.9%	19.9%	83.2%	1.3% (Female: 1.2%; Male: 1.7%)

SANCTUARY HOUSING SERVICES LIMITED



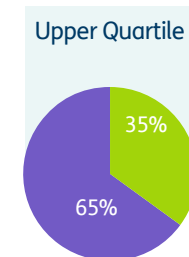
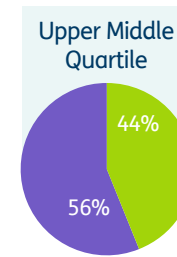
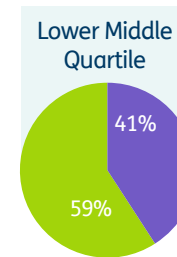
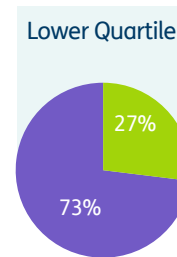
	Pay Gap (Mean)	Pay Gap (Median)	Bonus Gap (Mean)	Bonus Gap (Median)	Proportion Receiving Bonus Pay
Sanctuary Housing Services Limited Total	4.3%	7.7%	-200.0%	-200.0%	1.1% (Female: 1.4%; Male: 0.4%)

SANCTUARY MAINTENANCE CONTRACTORS LIMITED



	Pay Gap (Mean)	Pay Gap (Median)	Bonus Gap (Mean)	Bonus Gap (Median)	Proportion Receiving Bonus Pay
Sanctuary Maintenance Contractors Limited Total	14.4%	36.1%	55.7%	33.3%	0.6% (Female: 0.9%; Male: 0.6%)

SANCTUARY MANAGEMENT SERVICES LIMITED



	Pay Gap (Mean)	Pay Gap (Median)	Bonus Gap (Mean)	Bonus Gap (Median)	Proportion Receiving Bonus Pay
Sanctuary Management Services Limited Total	5.5%	-1.9%	-100.0%	0.0%	1.4% (Female: 1.8%; Male: 0.9%)

ASSESSING OUR DATA

In common with many large UK employers, our analysis shows that where a gender pay gap exists this is largely because there are more women in the lowest paying roles and fewer women in the highest paying roles.

Sanctuary recognises this challenge and is committed to supporting women across the organisation to advance their careers. Our executive pipeline, that is senior managers and directors reporting to members of the Executive Committee, is currently 60 per cent female and 40 per cent male. Sanctuary's Executive Committee is currently 29 per cent female and 71 per cent male.

As Sanctuary works across a variety of industries, there is a diverse workforce across the different areas of operation. This means that women are under-represented in some areas of our workforce which we are actively working to address.

Sanctuary Maintenance operates within an industry that has traditionally attracted a male workforce. The majority of Sanctuary Maintenance's staff are skilled repair operatives, which is a profession that is predominantly male. Sanctuary Maintenance also employs a large cleaning workforce, which is overwhelmingly female. The difference in these roles accounts for the pay gap in this operation.

The care industry typically attracts more women and therefore within our care operations the workforce is largely female. There are also more women in senior roles resulting in small mean and median pay gaps and negative pay gaps in some cases.

Sarah Clarke-Kuehn, Group Director - Care, explains: "We are committed to altering the stereotypes that exist around careers in care and want to encourage men to consider taking up a career in care. Sanctuary aims to attract staff to areas dominated by a specific gender. In turn, we are reviewing practices to ensure any barriers to recruitment, progression and development are identified and putting plans in place to remove them."

As indicated by the bonus data, Sanctuary does not have a culture of incentivising performance through large bonus payments. Across Sanctuary's employing entities fewer than one per cent of staff (100 employees) received a bonus. The small number of bonus schemes that do exist consist of commission for sales roles, recognition for delivery of large projects, vouchers from our staff award scheme and honorarium payments of up to £300. Where there are larger positive or negative bonus gaps this is because fewer than 15 people in each of those entities received a higher project related bonus compared to other smaller honoraria.

ACTIONS WE ARE TAKING

Attracting women into Sanctuary:

Sanctuary places importance on recruiting a diverse workforce in all areas of the business. All managers undertake recruitment training to remind staff of the impact of unconscious bias and ensure fair decisions are made. A variety of channels are used to target a diverse range of applicants and all vacancy adverts use gender-neutral language.

Sanctuary also works proactively to attract candidates to roles and areas traditionally dominated by a particular gender. For example as part of our focus on changing perceptions about the technology profession, we are signatories of the Tech Talent Charter and have a programme of activity to encourage women into technology roles.

Supporting women in the workplace:

Sanctuary recognises that creating and maintaining an inclusive workplace is central to making sure all staff want to stay with us.

To deliver this, we aim to create an environment where all employees can reach their full potential. We offer flexible working arrangements and we pride ourselves on supporting our staff returning from parental leave or a career break. To enable women across the organisation to progress we provide a range of training and development opportunities. This includes our prestigious graduate programme which has employed 32 graduates since 2009 and of those 62.5 per cent have been female.

DIVERSITY IN THE WORKPLACE



We believe in being an inclusive and diverse employer where all staff are able to reach their full potential.

We confirm that our gender pay gap data calculations are accurate and meet the requirements of the Regulations.

Craig Moule
Group Chief Executive

Nicole Seymour
Group Director - Corporate Services